

AHEPA Family Yankee District #7 Fall Conference

Hosted by the Brothers of the Norwich Chapter
Saturday, April 17, 2010 at 10:00 am - 2:00 pm
AHEPA 110 Apartments, 380 Hamilton Ave, Norwich, CT 6360

Registration

09:30-10:00 Sign in, pay for lunch (\$10), coffee Norwich Chapter

AHEPA Family Joint Session

10:00-10:05 Welcome G. Grossomanides
10:05-10:15 Welcome and Introductions N. Nikas / D. Rados
10:15-10:25 AHEPA D7 Scholarship Status / Recognition J. Hologgitas / D. Rados
10:25-10:35 Connecticut Campaign for the Patriarchate N. Matthews
10:35-10:55 Hellenic History Tournament N. Nikas

AHEPA Session

11:00-11:05 Sons of Pericles Update M. Sfinarolakis
11:15-11:35 National Perspective / Yankee News J. Grossomanides
11:35-11:45 Break
11:45-12:05 Actions for the rest of the year N. Nikas
12:05-12:35 Selected Chapter 2010 Per Capita / Recruitment Plans (5 minutes each)
12:05-12:10 1. Norwalk T. Demetriades
12:10-12:15 2. Providence L. Andriotis
12:15-12:20 3. New Haven G. Scarveles
12:20-12:25 4. Hartford E. Moshovos
12:25-12:30 5. New London D. Tasoulas
12:30-12:35 6. Stamford A. Kiratsous
12:35-12:55 Open discussion - for the good of the Order Chapter Representatives
12:55-1:00 Conclusion N. Nikas

Joint Lunch

1:00-2:00 Lunch Norwich Chapter
Attendees free to leave after lunch

Contents

2009 D7 Hellenic History Tournament

- Chapter Funding
- Importance of Contributions
- Income & Expenses
- Reconstruction as Basis for 2010 Budget

2010 D7 Hellenic History Tournament

- January 30 Chapter Votes
- Budget

2010 D7 Convention

- Materials
- Key Dates

2009 D7 Year End Membership

- Membership by Chapter
- Membership by District
- Retention Metric by District
- National Top Initiations by Chapter

2009 Chapter Funding

2009 Rules
Responsible
Asked Amount

Registration Fee
Students
\$20
per student

Participation Fee
Chapters
\$50
per chapter

Sponsorship Fee
Chapters
\$100
per student

Chapter #	Chapter City	Student Teams	Student Registrations	Registration Fees			Participation Fees			Sponsorship Fees		
				Registration Fees Asked	Received	Amount Short	Participation Fees Asked	Received	Amount Short	Sponsorship Fees Asked	Sponsorship Fees Received	Amount Short
48	Waterbury, CT	1	3	60	60	0	50	50	0	300	300	0
58	Hartford, CT	2	6	120	120	0	50	50	0	600	600	0
62	Bridgeport, CT	1	3	60	60	0	50	50	0	300	300	0
90	Danbury, CT	3	9	180	180	0	50	50	0	900	600	-300
98	New Haven, CT	2	6	120	100	-20	50	50	0	600	600	0
99	Stamford, CT	2	6	120	120	0	50	50	0	600	600	0
106	Providence, RI	2	6	120	120	0	50	50	0	600	600	0
110	Norwich, CT	5	15	300	300	0	50	50	0	1500	800	-700
117	New Britain, CT	1	3	60	60	0	50	50	0	300	0	-300
126	Meriden, CT	0	0	0	0	0	50	0	-50	0	0	0
245	Newport, RI	1	3	60	60	0	50	50	0	300	300	0
250	New London, CT	0	0	0	0	0	50	50	0	0	0	0
387	Norwalk, CT	0	0	0	0	0	50	50	0	0	0	0
418	Danielson, CT	0	0	0	0	0	50	50	0	0	0	0
Total		20	60	1200	1180	-20	700	650	-50	6000	4700	-1300

1. Thank you Chapters for agreeing to participate and partially fund
2. Student and Chapter funding was short by \$1,370 vs asked amount

2009 Importance of Contributions

Chapter	Students	Registration	Participation	Sponsorship	Contribution	Total	% of Total	Total excluding "Apology"	% of Total
048 Waterbury	3	\$60	\$50	\$300	\$0	\$410	4%	\$410	5%
058 Hartford	6	\$120	\$50	\$600	\$0	\$770	7%	\$770	8%
062 Bridgeport	3	\$60	\$50	\$300	\$100	\$510	4%	\$510	6%
090 Danbury	9	\$180	\$50	\$600	\$500	\$1,330	12%	\$1,330	15%
098 New Haven	6	\$100	\$50	\$600	\$50	\$800	7%	\$800	9%
099 Stamford	6	\$120	\$50	\$600	\$3,985	\$4,755	41%	\$2,255	25%
106 Providence	6	\$120	\$50	\$600	\$100	\$870	8%	\$870	10%
110 Norwich	15	\$300	\$50	\$800	\$100	\$1,250	11%	\$1,250	14%
117 New Britain	3	\$60	\$50	\$0	\$100	\$210	2%	\$210	2%
126 Meriden	0	\$0	\$0	\$0	\$0	\$0	0%	\$0	0%
245 Newport	3	\$60	\$50	\$300	\$0	\$410	4%	\$410	5%
250 New London	0	\$0	\$50	\$0	\$0	\$50	0%	\$50	1%
387 Norwalk	0	\$0	\$50	\$0	\$100	\$150	1%	\$150	2%
418 Danielson	0	\$0	\$50	\$0	\$0	\$50	0%	\$50	1%
Total	60	\$1,180	\$650	\$4,700	\$5,035	\$11,565	100%	\$9,065	100%

1. Our heartfelt thanks to all contributors and especially the Stamford community
2. Total funding for the 2009 Tournament (without "Apology") was \$9,000
3. Must fund the total cost of the 2010 Tournament without resorting to centralized fundraising

2009 Income & Expenses

AHEPA D7 Hellenic Education Fund

<u>Item</u>	<u>Amount</u>
Registration Fees (59 @ \$20)	\$1,180
Sponsorship Fees	\$4,700
Participation Fees	\$650
Total Chapter Fees	\$5,350
Total Fees	\$6,530
Contributions	\$5,035
Total Income	\$11,565
Books (96 @\$ 17.67)	-\$1,696
Prizes	-\$5,400
Shirts	-\$664
Video	-\$400
Refreshments	-\$100
Insurance	-\$350
IT Support	-\$280
Campus Safety	-\$175
Total Tournament Expenses	-\$9,065
Apology Performance	-\$2,500
Total Expenses	-\$11,565
Remaining Balance	\$0

Items going through the official account
created for the Tournament

Copies (rules, tournament details)	-\$232
Mailing (mostly books)	-\$271
Fundraising (stamps)	-\$78
Total Other Expenses	-\$581

Additional expenses

2009 Reconstruction as Basis for 2010 Budget

AHEPA D7 Hellenic Education Fund

Item	Amount
Registration Fees (59 @ \$20)	\$1,180
Sponsorship Fees	\$4,700
Participation Fees	\$650
Total Chapter Fees	\$5,350
Total Fees	\$6,530
Contributions	\$5,035
Total Income	\$11,565

Books (96 @\$ 17.67)	-\$1,696
Prizes	-\$5,400
Shirts	-\$664
Video	-\$400
Refreshments	-\$100
Insurance	-\$350
IT Support	-\$280
Campus Safety	-\$175
Total Tournament Expenses	-\$9,065
Apology Performance	-\$2,500
Total Expenses	-\$11,565

Remaining Balance **\$0**

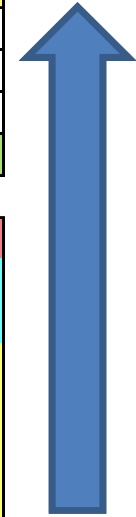

Copies (rules, tournament details)	-\$232
Mailing (mostly books)	-\$271
Fundraising (stamps)	-\$78
Total Other Expenses	-\$581

Reconstruct and Split between Fixed and Variable Costs

Fixed	Variable Per Student	Variable @ 60 Students	Total
	\$23	\$1,350	\$1,350
\$0	\$101	\$6,050	\$6,050
\$1,200	\$6	\$350	\$1,550
\$1,200	\$107	\$6,400	\$7,600
\$1,200	\$129	\$7,750	\$8,950
\$1,200	\$129	\$7,750	\$8,950

	-\$17.66	-\$1,060	-\$1,060
	-\$90	-\$5,400	-\$5,400
	-\$11.07	-\$664	-\$664
-\$400			-\$400
	-\$1.67	-\$100	-\$100
-\$350			-\$350
-\$280			-\$280
-\$175			-\$175

Total Exp	-1205	-\$128.79	-\$7,727	-\$8,932
------------------	-------	-----------	----------	----------



2009 Reconstruction as Basis for 2010 Budget - Rearranged

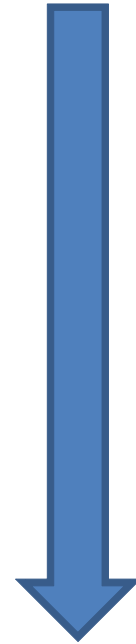

Transition to 2010 Budget

<u>Item</u>	<u>Amount</u>
Books (60 @\$ 17.67)	-\$1,060
Mailing (mostly books)	-\$271
Prizes	-\$5,400
Shirts	-\$664
Video	-\$400
Refreshments	-\$100
Insurance	-\$350
IT Support	-\$280
Campus Safety	-\$175
Copies (rules, tournament details)	-\$232
Total Expenses	-\$8,933

Registration Fees
Sponsorship Fees
Participation Fees
Total Chapter Fees
Total Income

Reconstruct and Split between Fixed and Variable Costs

Fixed	Variable Per Student	Variable @ 60 Students	Total
	\$17.67	-\$1,060	-\$1,060
	-\$4.51	-\$271	-\$271
	-\$90	-\$5,400	-\$5,400
	-\$11.07	-\$664	-\$664
-\$400			-\$400
	-\$1.67	-\$100	-\$100
-\$350			-\$350
-\$280			-\$280
-\$175			-\$175
	-\$3.87	-\$232	-\$232
-1205	-\$128.80	-\$7,728	-\$8,933
\$0	\$23	\$1,350	\$1,350
\$0	\$101	\$6,050	\$6,050
\$1,200	\$6	\$350	\$1,550
\$1,200	\$107	\$6,400	\$7,600
\$1,200	\$129	\$7,750	\$8,950



2010 Budget v1: Expenses = 2009 @ 60 Students

2010 Budget - 1: Expenses = 2009 (Prizes Variable >= \$3,000)

As Function of Number of Students

Item	Fixed	Variable Per Student	Variable @ 60	Total	As Function of Number of Students				
					30	45	60	75	90
Books		-\$17.66	-\$1,060	-\$1,060	-\$530	-\$795	-\$1,060	-\$1,325	-\$1,590
Mailing		-\$4.51	-\$271	-\$271	-\$135	-\$203	-\$271	-\$339	-\$406
Prizes		-\$90	-\$5,400	-\$5,400	-\$3,000	-\$4,050	-\$5,400	-\$6,750	-\$8,100
Shirts		-\$11.07	-\$664	-\$664	-\$332	-\$498	-\$664	-\$830	-\$996
Video	-\$400			-\$400	-\$400	-\$400	-\$400	-\$400	-\$400
Copies		-\$3.87	-\$232	-\$232	-\$116	-\$174	-\$232	-\$290	-\$349
Refreshments		-\$1.67	-\$100	-\$100	-\$50	-\$75	-\$100	-\$125	-\$150
Insurance	-\$350			-\$350	-\$350	-\$350	-\$350	-\$350	-\$350
IT Support	-\$280			-\$280	-\$280	-\$280	-\$280	-\$280	-\$280
Campus Safety	-\$175			-\$175	-\$175	-\$175	-\$175	-\$175	-\$175
Total Expenses	-\$1,205	-\$128.79	-\$7,727	-\$8,932	-\$5,369	-\$7,000	-\$8,932	-\$10,864	-\$12,796

Registration Fees	\$0	\$23	\$1,350	\$1,350	\$650	\$1,000	\$1,350	\$1,650	\$2,000
Sponsorship Fees	\$0	\$101	\$6,050	\$6,050	\$3,350	\$4,550	\$6,050	\$7,600	\$9,100
Participation Fees	\$1,200	\$6	\$350	\$1,550	\$1,350	\$1,450	\$1,550	\$1,600	\$1,700
Total Chapter Fees	\$1,200	\$107	\$6,400	\$7,600	\$4,700	\$6,000	\$7,600	\$9,200	\$10,800
Total Income	\$1,200	\$129	\$7,750	\$8,950	\$5,350	\$7,000	\$8,950	\$10,850	\$12,800

		Recommend		Per Student				
Chapter Example		<=====	Sponsorship Fees	\$112	\$101	\$101	\$101	\$101
Students	@60		Participation Fees	\$45	\$32	\$26	\$21	\$19
0	\$155		Total Chapter Fees	\$157	\$133	\$127	\$123	\$120
3	\$458							
6	\$760							
9	\$1,063							
		<=====	Sponsorship Fees	\$335	\$455	\$605	\$760	\$910
			Participation Fees	\$135	\$145	\$155	\$160	\$170
			Total Chapter Fees	\$470	\$600	\$760	\$920	\$1,080

Chapter Vote of January 30, 2010

<u>Issue</u>	<u>Decision</u>	<u>Votes</u>
1. 2010 HHT?	Yes	12-0
2a. Prize Amt?	\$4,500	9-1
2b. Incl 3rd Prize?	No	6-4
3. Registration Fee?	\$25	7-3
4. Venue?	St. Barbara	9-1
5. Sponsorship Fee?	Per Student	10-0

Chapter Vote Details

Num Chapter City	1. 2010 HHT?		2a. Prize Amt?			2b. Incl 3rd Prize?		3. Registration Fee?			4. Venue?		5. Spons Fee?	
	Yes	No	3900	Lower	Higher	Yes	No	20	25	30	NFA	St.Ba	/Stud	/Chap
48 Waterbury, CT	1				1		1		1			1	1	
58 Hartford, CT	1				1	1			1			1	1	
62 Bridgeport, CT														
90 Danbury, CT	1				1		1	1				1	1	
98 New Haven, CT	1				1		1		1			1	1	
99 Stamford, CT	1				1		1		1			1	1	
106 Providence, RI	1													
110 Norwich, CT	1		1				1			1		1	1	
117 New Britain, CT	1				1		1		1			1	1	
126 Meriden, CT														
245 Newport, RI	1				1	1			1			1	1	
250 New London, CT	1													
387 Norwalk, CT	1				1	1			1			1	1	
418 Danielson, CT	1				1	1				1	1		1	
	12	0	1	0	9	4	6	1	7	2	1	9	10	0

Resulting Budget and Chapter Fees

2010 Budget: Result of Chapter Voting on 1/30/10

Item	Fixed	Variable Per Student	Variable @ 60	Total
Registration Fees	\$0	\$25	\$1,500	\$1,500
Sponsorship Fees	\$4,500	\$8	\$500	\$5,000
Participation Fees	\$400	\$6	\$350	\$750
Total Chapter Fees	\$4,900	\$14	\$850	\$5,750
Total Income	\$4,900	\$39	\$2,350	\$7,250

As Function of Total Number of Students

	30	45	60	75	90
Registration Fees	\$750	\$1,150	\$1,500	\$1,900	\$2,250
Sponsorship Fees	\$4,750	\$4,850	\$5,000	\$5,100	\$5,250
Participation Fees	\$550	\$650	\$750	\$800	\$900
Total Chapter Fees	\$5,300	\$5,500	\$5,750	\$5,900	\$6,150
Total Income	\$6,050	\$6,650	\$7,250	\$7,800	\$8,400

Books		-\$17.66	-\$1,060	-\$1,060
Mailing		-\$4.51	-\$271	-\$271
Shirts A		-\$3.00	-\$180	-\$180
Prizes	-\$4,500			-\$4,500
Shirts B		-\$8.07	-\$484	-\$484
Video	-\$400			-\$400
Copies		-\$3.87	-\$232	-\$232
Refreshments		-\$1.67	-\$100	-\$100
Insurance				
IT Support				
Campus Safety				
Total Expenses	-\$4,900	-\$38.78	-\$2,327	-\$7,227

Books	-\$530	-\$795	-\$1,060	-\$1,325	-\$1,590
Mailing	-\$135	-\$203	-\$271	-\$339	-\$406
Shirts A	-\$90	-\$135	-\$180	-\$225	-\$270
Prizes	-\$4,500	-\$4,500	-\$4,500	-\$4,500	-\$4,500
Shirts B	-\$242	-\$363	-\$484	-\$605	-\$726
Video	-\$400	-\$400	-\$400	-\$400	-\$400
Copies	-\$116	-\$174	-\$232	-\$290	-\$349
Refreshments	-\$50	-\$75	-\$100	-\$125	-\$150
Insurance	\$0	\$0	\$0	\$0	\$0
IT Support	\$0	\$0	\$0	\$0	\$0
Campus Safety	\$0	\$0	\$0	\$0	\$0
Total Expenses	-\$6,064	-\$6,645	-\$7,227	-\$7,809	-\$8,391

As Function of Total Number of Students

Chapter Fees		30	45	60	75	90
Sponsorship Fees/Student		\$158	\$108	\$83	\$68	\$58
Participation Fees/Chapter		\$55	\$65	\$75	\$80	\$90
Individual Chapter Examples						
Teams	Students	30	45	60	75	90
0	0	\$55	\$65	\$75	\$80	\$90
1	3	\$530	\$388	\$325	\$284	\$265
2	6	\$1,005	\$712	\$575	\$488	\$440
3	9	\$1,480	\$1,035	\$825	\$692	\$615

Miscellaneous

- The Hellenic History Tournament Committee is made up of participating chapter Presidents or their designated representatives
- Student eligibility was expanded to include academic year 2009-10 8th graders who will be 9th graders (high school freshmen) at competition time in the fall
- 2009 participants can participate again in 2010 (winners too)
- Students who participated in 2009 and don't need another book will be asked to pay a registration fee of \$10
- Number of questions and number of minutes per match will be the same as 2009
- Tournament structure will be as similar to 2009 as possible



Order of AHEPA

78th Yankee District #7 Convention May 21-23, 2010



Area Accommodations

The Norwalk Inn
99 East Avenue
Norwalk, Connecticut
(800) 303-0808

Rate: \$79 per night per double room, including breakfast
Please reference the AHEPA Group when reserving your room
Reserve online at www.NorwalkInn.com, block code 1005AHE
Please contact Norwalk Inn by April 22nd to arrange your accommodations

All Are Welcome To Attend Our Convention Dinner Dance

Featuring the "Golden Greek Orchestra"

Saturday, May 22, 2010

Cocktail Hour: 6:00 pm – 7:00 pm

Dinner Dance: 7:00 pm – 12:00 am

(District Awards, Installation of Governors)

Convention Fees

Delegate Fee: \$25

Lunch: \$15

Dinner Dance: \$65

Package: Delegate Fee + Lunch + Dinner Dance: \$100

Payment Deadline:

Checks must be postmarked by May 15th

Make checks payable to
"AHEPA Norwalk Chapter 387"

And mail to

George Papadopoulos

20 Holiday Dr

Norwalk, CT 06851

For Information and Reservations Contact:

Lakis Demetriades

(203) 846-0541

Or

Nick Papadopoulos

nickdc72@aol.com





Order of AHEPA

78th Yankee District #7 Convention
May 21-23, 2010



Convention Album Advertiser Contract

Name of Advertiser: _____ email: _____

Address: _____ Phone: _____

City: _____ State: _____ Zip: _____

RATES

- | | |
|---|--|
| <input type="checkbox"/> Full Page \$100.00 [7.5" x 10"] | <input type="checkbox"/> Half Page \$60.00 [7.5" x 5"] |
| <input type="checkbox"/> Quarter Page \$40.00 [7.5" x 2.5"] | <input type="checkbox"/> Small Ad \$25.00 [3.5" x 2"] |

Place Advertiser's Message Here or Attach Sheet

Please show City, State and Chapter and District number as applicable

Deadline for Ads: May 1, 2010

Authorized By: _____ Solicitor: _____



Address all Correspondence and make checks payable to:
AHEPA Norwalk Chapter 387
c/o Nick Papadopoulos
20 Holiday Dr
Norwalk, CT 06851
nickdc72@aol.com





2010 Annual Yankee District #7 Convention Delegate/Alternate Reporting Form

Chapter No.: _____ Chapter City: _____

Date Meeting was Held: _____ Number of Attendees: _____

DELEGATES

NAME	SERIAL#	ADDRESS
1.		
2.		
3.		
4.		
5.		
6.		
Special Delegate for Yankee District #7 Foundation, Inc. (previously Scholarship Corporation)		
7.		

ALTERNATES

NAME	SERIAL#	ADDRESS
1.		
2.		
3.		
4.		
5.		
6.		
Special Alternate for Yankee District #7 Foundation, Inc. (previously Scholarship Corporation)		
7.		

<p>Attested By:</p> <p>Chapter President: _____</p> <p>Chapter Secretary: _____</p> <p>Date: _____</p>
--

<p>Important instructions: You must either (1) Mail or (2) Email this form before the convention as follows:</p> <p>1. Mail to Jack Isaac, 15 Sylvan Rd, New Britain, CT 06053 (Certified mail – return receipt requested – postmarked no later than May 15, 2010)</p> <p>2. Email to Nicholas Nikas niketes@yahoo.com no later than May 20, 2010</p>
--



Order of AHEPA

78th Yankee District #7 Convention May 21-23, 2010

Norwalk Inn & Conference Center
99 East Ave, Norwalk, CT 06851



Convention Itinerary

Friday, May 21

4:30 pm- 6:30 pm Delegate Registration Hotel Lobby
6:30 pm-10:00 pm Informal Get-together

Saturday, May 22

Breakfast on your own
9:00 am-10:00 am Delegate Registration Hotel Lobby
10:00 am-10:30 am Joint AHEPA / DoP Welcome Session
10:30 am-12:30 pm Separate AHEPA / DoP
Convention Business Sessions
Election of Convention Officers
Officers Reports
Committee Appointments
12:30 pm- 1:30 pm Lunch
1:30 pm- 2:30 pm Joint AHEPA / DoP
Yankee District #7 Foundation, Inc. Report
2:30 pm- 4:30 pm Continue Separate AHEPA / DoP
Convention Business Sessions
Committee Reports
District Officer Elections
4:30 pm- 6:00 pm Free Time
6:00 pm- 7:00 pm Cocktail Hour
7:00 pm-12:00 am Dinner Dance / District Awards / Installation of Officers

Sunday, May 23

Breakfast on your own
10:30 am-12:00 pm Everyone is invited to attend services at
St George Greek Orthodox Church
238 West Rocks Rd
Norwalk, CT 06851-1133
(203) 849-0611



Upcoming D7 Key Dates

- March 1: AHEPAcademy Early Action Application Deadline
- March 15: Mail \$50 chapter contribution to the NYC parade float to D7 Treasurer
- March 25: Greek Independence Day: Hartford, CT; Capitol, St George Cathedral
- March 31: Submit chapter nomination for deceased float honoree
- March 31: AHEPA Journey to Greece Application Deadline
- March 31: AHEPA National Scholarship Application Deadline
- April 1: AHEPAcademy Extended Application Deadline
- April 15: District Scholarship Application Deadline
- April 17: Spring Conference, Norwich, CT
- April 18: Greek Independence Day Parade: NYC
- April 22: Convention Hotel Reservation Deadline
- May 1: Convention Album Ad Mailing Deadline
- May 15: Convention Registration Checks Mailing Deadline
- May 15: Convention Delegate Forms Mailing Deadline
- May 16: AHEPA Sunday
- May 20: Convention Delegate Forms Emailing Deadline
- May 22: Convention Saturday
- May 31: HHT Student Registration Deadline
- July 12-18: Supreme Convention, Delta-CentreVille Hotel, Montreal, Canada

2009 D7 Membership Finals

2009 Status of D7 Chapter Per Capita Payments to National

As of **1/27/2010** which is **100.0%** of the year

2009 Status of D7 Chapter Per Capita Payments to National						To Go		
Chapter	Chapter City	Paid thru 01/27/10	Life Members	Current = Total Paid Thru 01/27/10 +Life Members	Percent of Minimum Objective	Percent of Ambitious Objective	To Go to Minimum	To Go to Ambitious
A048	Waterbury	73	4	77	113%	100%	-	-
A058	Hartford	49	4	53	129%	91%	-	5
A062	Bridgeport	78	5	83	102%	99%	-	1
A090	Danbury	37	2	39	118%	100%	-	-
A098	New Haven	44	7	51	121%	98%	-	1
A099	Stamford	67	6	73	133%	97%	-	2
A106	Providence	47	10	57	85%	85%	10	10
A110	Norwich	99	2	101	116%	100%	-	-
A117	New Britain	52	3	55	104%	100%	-	-
A126	Meriden	13	2	15	88%	88%	2	2
A245	Newport	51	3	54	104%	96%	-	2
A250	New London	47	1	48	133%	96%	-	2
A387	Norwalk	13	1	14	117%	88%	-	2
A418	Danielson	45	0	45	96%	96%	2	2
D7	Total	715	50	765	111%	96%	14	29

2009 D7 Membership Finals, cont.

Chapter	Chapter City	2007 Actual	2008 Actual	2009 Actual	YTY Growth %	YTY Change	2009 Initiations	2009 Reinstatements	Remaining 2009 Delinquents	2009-10 Dues	2010 Max Delegates
A048	Waterbury	46	67	77	15%	10	6	4	0	947	3
A058	Hartford	47	40	53	33%	13	2	11	1	683	3
A062	Bridgeport	74	80	83	4%	3	5	0	0	1013	3
A090	Danbury	36	32	39	22%	7	4	0	0	529	2
A098	New Haven	21	41	51	24%	10	0	7	0	661	3
A099	Stamford	55	54	73	35%	19	18	5	1	903	3
A106	Providence	71	66	57	-14%	-9	0	0	8	727	3
A110	Norwich	84	86	101	17%	15	10	4	0	1211	4
A117	New Britain	53	52	55	6%	3	2	1	0	705	3
A126	Meriden	16	16	15	-6%	-1	0	0	1	265	1
A245	Newport	51	51	54	6%	3	5	0	0	694	3
A250	New London	32	35	48	37%	13	2	1	0	628	2
A387	Norwalk	11	11	14	27%	3	2	3	2	254	1
A418	Danielson	40	46	45	-2%	-1	2	0	0	595	2
D7	Total	637	677	765	13%	88	58	36	13	9815	36

98.3%

752

2009 yty% Growth - District Comparison

Top 5 2009 yty% Growth Districts		2007	2008	2009	yty% 08/07	yty% 09/08	2yr% 09/07
District 05 Totals:	NJ, DE	995	947	1125	-4.8%	18.8%	13.1%
District 08 Totals:	MA	922	625	727	-32.2%	16.3%	-21.1%
District 06 Totals:	NY	1139	1109	1280	-2.6%	15.4%	12.4%
District 07 Totals:	CT, RI, 1 in MA	637	677	765	6.3%	13.0%	20.1%
District 10 Totals:	MI	453	424	468	-6.4%	10.4%	3.3%
District 01 Totals:	GA, AL, SC, TN, MS	735	635	694	-13.6%	9.3%	-5.6%
District 17 Totals:	CO, NM, WY	507	470	503	-7.3%	7.0%	-0.8%
District 09 Totals:	ME, NH, VT	260	220	234	-15.4%	6.4%	-10.0%
District 14 Totals:	IA, MN, ND, SD	357	304	322	-14.8%	5.9%	-9.8%
District 21 Totals:	Northern CA, 1 in NV	603	518	548	-14.1%	5.8%	-9.1%
District 15 Totals:	KS, OK, MO, NE	369	298	310	-19.2%	4.0%	-16.0%
District 12 Totals:	IN	434	425	434	-2.1%	2.1%	0.0%
District 11 Totals:	OH, KY, some in WV and PA	1574	1415	1437	-10.1%	1.6%	-8.7%
District 04 Totals:	PA	1034	999	990	-3.4%	-0.9%	-4.3%
District 13 Totals:	IL, WI, part of MO	1100	1033	1015	-6.1%	-1.7%	-7.7%
District 03 Totals:	NC, VA, MD, DC, 1 in WV	1534	1446	1416	-5.7%	-2.1%	-7.7%
District 20 Totals:	AZ, Southern CA, 1 in NV, 1 in UT	1065	997	973	-6.4%	-2.4%	-8.6%
District 22 Totals:	OR, WA	204	178	172	-12.7%	-3.4%	-15.7%
District 02 Totals:	FL	883	869	817	-1.6%	-6.0%	-7.5%
District 16 Totals:	LA, TX, AR	628	615	552	-2.1%	-10.2%	-12.1%
Grand Totals:		16700	15373	16006	-7.9%	4.1%	-4.2%

2009 Retention Metric- District Comparison

As of January 27, 2010 (Final)	Geography	Initiated This Year	Reinstated This Year	Total Paid Thru 2007 Owing for 2008, 2009	Total Paid Thru 2008 Owing for 2009	Currently Paid Thru 2009	Total Life Members	2009 YTD = Paid + Life Members	Expected Total = 2009 YTD + Paid thru 2008 Owing for 2009	Retention = 2009 YTD as % of Expected Total	Rank
District 07	CT, RI, 1 in MA	58	36	12	13	715	50	765	778	98.3%	1
District 21	Northern CA, 1 in NV	18	10	43	26	491	57	548	574	95.5%	2
District 05	NJ, DE	144	73	49	61	1016	109	1125	1186	94.9%	3
District 04	PA	40	27	35	75	907	83	990	1065	93.0%	4
District 06	NY	181	56	67	97	1175	105	1280	1377	93.0%	5
District 10	MI	34	22	23	36	412	56	468	504	92.9%	6
District 12	IN	37	8	12	34	380	54	434	468	92.7%	7
District 17	CO, NM, WY	45	12	41	46	472	31	503	549	91.6%	8
District 11	OH, KY, some in WV and PA	26	52	75	136	1282	155	1437	1573	91.4%	9
District 14	IA, MN, ND, SD	19	23	31	31	282	40	322	353	91.2%	10
District 08	MA	17	129	112	79	635	92	727	806	90.2%	11
District 09	ME, NH, VT	4	30	29	27	196	38	234	261	89.7%	12
District 13	IL, WI, part of MO	62	41	108	134	911	104	1015	1149	88.3%	13
District 02	FL	37	27	64	124	732	85	817	941	86.8%	13
District 20	AZ, Southern CA, 1 in NV, 1 in UT	78	26	77	150	898	75	973	1123	86.6%	14
District 03	NC, VA, MD, DC, 1 in WV	91	75	144	226	1314	102	1416	1642	86.2%	14
District 01	GA, AL, SC, TN, MS	45	66	61	117	643	51	694	811	85.6%	15
District 16	LA, TX, AR	44	7	39	100	481	71	552	652	84.7%	16
District 22	OR, WA	2	11	9	38	143	29	172	210	81.9%	17
District 15	KS, OK, MO, NE	29	19	20	74	257	53	310	384	80.7%	18
Grand Total		1293	828	1249	1923	14480	1526	16006	17929	89.3%	

2009 Initiations – Top US Chapters

YE 2008	Division	District	as of C Num	1/27/2010 Chapter	Initiated >= 10 Initiated	Init Rank
8	1. <=50	District: 06	A041	Brooklyn, NY	73	1
119	3. >100	District: 05	A054	Paramus, NJ	47	2
268	3. >100	District: 17	A145	Denver, CO	32	3
125	3. >100	District: 06	A405	New Rochelle, NY	27	4
253	3. >100	District: 16	A029	Houston, TX	24	5
71	2. 51-100	District: 12	A157	East Chicago, IN	21	6
39	1. <=50	District: 05	A287	Asbury Park, NJ	20	7
54	2. 51-100	District: 07	A099	Stamford, CT	18	8
11	1. <=50	District: 15	A534	Ralston, NE	17	9
107	3. >100	District: 06	A456	Manhasset, NY	17	10
127	3. >100	District: 03	A383	Silver Spring, MD	15	11
39	1. <=50	District: 06	A416	Babylon, NY	14	12
117	3. >100	District: 05	A453	Wyckoff, NJ	14	13
47	1. <=50	District: 20	A411	Anaheim, CA	13	14
157	3. >100	District: 01	A001	Atlanta, GA	13	15
124	3. >100	District: 03	A030	Baltimore, MD	13	16
21	1. <=50	District: 01	A296	Pensacola, FL	11	17
24	1. <=50	District: 13	A218	Waukegan, IL	11	18
0	1. <=50	District: 20	A536	Temecula, CA	11	19
76	2. 51-100	District: 05	A069	Cherry Hill, NJ	11	20
136	3. >100	District: 12	A078	Merrillville, IN	11	21
38	1. <=50	District: 03	A427	Williamsburg, VA	10	22
11	1. <=50	District: 06	A461	Astoria, NY	10	23
15	1. <=50	District: 20	A219	Scottsdale, AZ	10	24
86	2. 51-100	District: 07	A110	Norwich, CT	10	25
92	2. 51-100	District: 13	A094	Chicago, IL	10	26
106	3. >100	District: 13	A323	Chicago, IL	10	27

2010 Recruitment Focus

Focus Recruitment on High Potential Communities						
Chapter	ChapterCity	2009 Members	Estimated Church Families	2009 Penetration	Potential at 10% Minimum	Increase
387	Norwalk	14	450	3%	45	31
106	Providence	57	800	7%	80	23
98	New Haven	51	700	7%	70	19
58	Hartford	53	650	8%	65	12
250	New London	48	440	11%	48	0
99	Stamford	73	575	13%	73	0
90	Danbury	39	300	13%	39	0
62	Bridgeport	83	600	14%	83	0
245	Newport	54	250	22%	54	0
117	New Britain	55	235	23%	55	0
126	Meriden	15	60	25%	15	0
48	Waterbury	77	270	29%	77	0
418	Danielson	45	100	45%	45	0
110	Norwich	101	215	47%	101	0
	Total	765	5645	14%	850	85 11%

2010 Recruitment Focus, cont'd

- Stewardship and membership data for each GOC in the Archdiocesan District was made available at a Clergy-Laity meeting held in New Rochelle, NY in February
- Hope to get similar data for the remaining churches in D7
- Plan to redo the penetration report using this official data